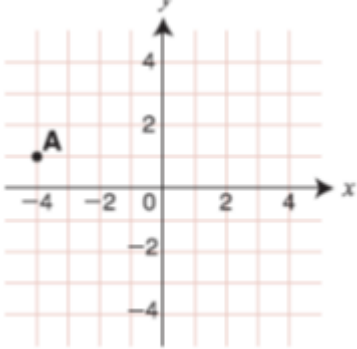


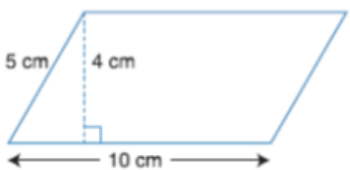


<p>1. Decimals – no calculator</p> <p>0.3×0.15</p>	<p>2. Integers</p> <p>Which of these shows the smallest change in temperature</p> <p><input type="radio"/> from -10°C to -5°C</p> <p><input type="radio"/> from -4°C to 0°C</p> <p><input type="radio"/> from -3°C to 3°C</p> <p><input type="radio"/> from 4°C to 6°C</p>	<p>3. Ratio</p> <p>Two places are 4.7 cm apart on a map. On the map 1 cm represents 5 km. What is the actual distance between the two places?</p>										
<p>4. Probability</p> <p>There are 50 marbles in a bag. Ten marbles are red and the others are black. What is the chance of picking a red marble?</p>	<p>5. Median</p> <p>What is the median of these numbers?</p> <p>10 19 20 15 14 25 16 19 12</p>	<p>6. Speed</p> <p>A cyclist travels 120 km in 8 hours. What is her average speed?</p>										
<p>7. Cartesian Plane</p>  <p>What are the co-ordinates of point A?</p>	<p>8. Stem and Leaf Plots</p> <div style="border: 1px solid black; padding: 2px; display: inline-block;"> 9, 11, 12, 12, 18, 20, 21, 22, 22, 30 </div> <table style="margin-left: 20px;"> <thead> <tr> <th>Stem</th> <th>Leaf</th> </tr> </thead> <tbody> <tr> <td>3</td> <td>0</td> </tr> <tr> <td>2</td> <td>1 2 2</td> </tr> <tr> <td>1</td> <td>1 2 2 8</td> </tr> <tr> <td>0</td> <td>9</td> </tr> </tbody> </table> <p>Which score is missing from the plot?</p>	Stem	Leaf	3	0	2	1 2 2	1	1 2 2 8	0	9	<p>9. Angles</p>  <p>What is the value of angle a?</p>
Stem	Leaf											
3	0											
2	1 2 2											
1	1 2 2 8											
0	9											
<p>10. Nets</p> <p>This is a triangular prism.</p>  <p>Draw its net.</p>	<p>11. Area</p> <p>What is the area of this parallelogram?</p> 	<p>12. Time</p> <p>How many minutes are between 2:27 am and 2:16 pm on the same day?</p>										